

Federal Politics: Justin Trudeau's handling of COVID-19 crisis lifts his approval to highest level since 2017

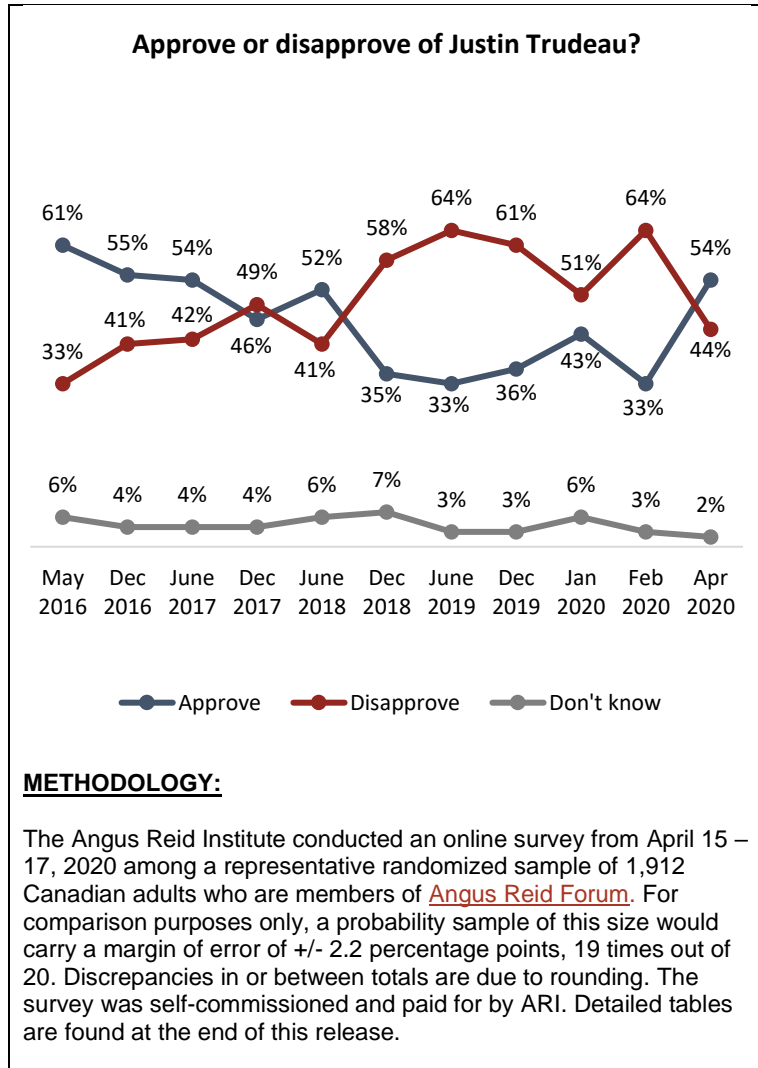
While election call is highly unlikely in near future, Liberals lead CPC by 3 points among decided voters

April 22, 2020 – Justin Trudeau has been no stranger to a sustained profile on the national stage. But more than one month into an unprecedented national shutdown due to the COVID-19 outbreak, the Prime Minister's front-and-centre presence at daily briefings has caused his approval ratings to do something they have not done in nearly two years: crack the majority mark.

The latest study from the non-profit Angus Reid Institute finds 54 per cent of Canadians now endorse him, a 21-point increase since the end of February.

While the Institute acknowledges the chance of a snap election call to replace this minority government anytime soon is almost-nil – it is worth noting that Trudeau's recent surge in popularity does not necessarily translate into a significant advantage for the fortunes of the Liberal Party among would-be voters.

The governing party is now in a statistical tie, holding a slight advantage over the opposition Conservative Party (29% to 27%). A considerable group of Canadians say they are not sure who they would support if an election were held (16%). Looking only at decided voters, the Liberals lead by three points: 36 per cent to 33 per cent over the CPC.



More Key Findings:

- 89 per cent of past Liberal voters approve of the Prime Minister, joined by 74 per cent of those who voted for the NDP. Just one-in-five past CPC voters and 28 per cent of Bloc Quebecois voters approve of Trudeau
- Majority approval for Trudeau is noted among all age groups, something that last happened in March of 2017.

CONTACT:

Shachi Kurl, Executive Director: 604.908.1693 shachi.kurl@angusreid.org @shachikurl
Dave Korzinski, Research Director: 250.899.0821 dave.korzinski@angusreid.org

About ARI

*The **Angus Reid Institute (ARI)** was founded in October 2014 by pollster and sociologist, Dr. Angus Reid. ARI is a national, not-for-profit, non-partisan public opinion research foundation established to advance education by commissioning, conducting and disseminating to the public accessible and impartial statistical data, research and policy analysis on economics, political science, philanthropy, public administration, domestic and international affairs and other socio-economic issues of importance to Canada and its world.*

INDEX:

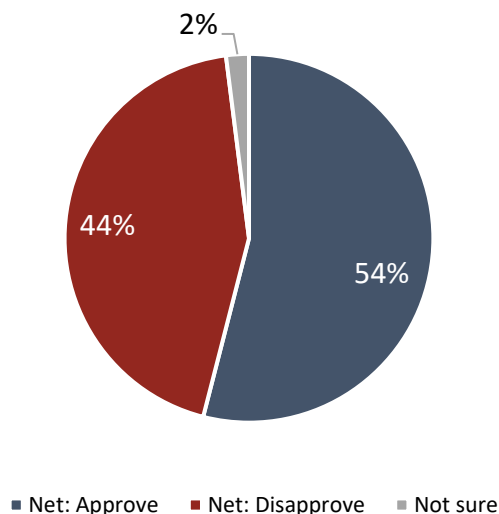
- **Trudeau’s approval up 21 points**
- **Vote Intention**

Trudeau’s approval up 21 points

When the Angus Reid Institute last surveyed Canadians asking their approval of the Prime Minister, the COVID-19 outbreak was still in its infancy, with infections centred in China and surrounding areas. Since then, its impact on Canada, like many other countries, has been widely felt. Trudeau has continually urged Canadians to do their part to “flatten the curve”, while his government seeks measures to mitigate widespread economic damage. This has included the unprecedented closing of Canada’s borders, mandatory quarantine for Canadians returning from abroad, and an \$82 billion aid package (with billions more for other projects announced).

Canadians appear, thus far, to be satisfied with the Trudeau government’s management of the pandemic. In addition to the 62 per cent who recently said the Prime Minister himself has done a good job on that specific issue, his approval has also risen 21 points over the past two months:

Do you approve or disapprove of the performance of Prime Minister and Liberal Party leader Justin Trudeau?
(All respondents, n=1,912)



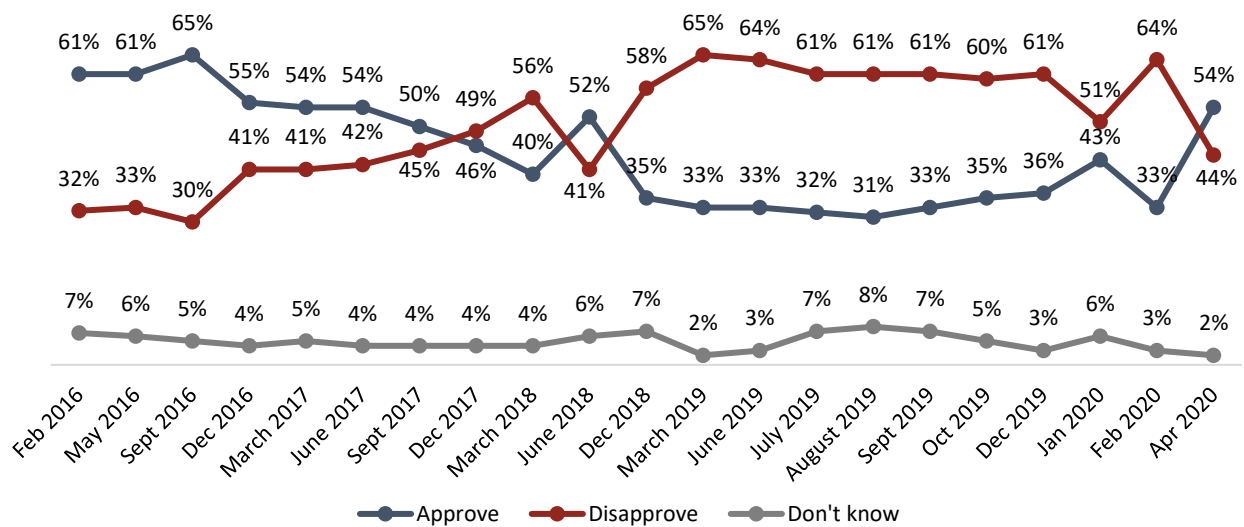
CONTACT:

Shachi Kurl, Executive Director: 604.908.1693 shachi.kurl@angusreid.org @shachikurl
 Dave Korzinski, Research Director: 250.899.0821 dave.korzinski@angusreid.org

Multiple crises led to a number of swings in approval for Trudeau this year. His handling of the Iran plane crash in [early January](#), for instance, led to a temporary seven-point boost, but nationwide blockades and protests due to the Coastal Gaslink-Wet'suwet'en dispute in late February triggered a [double digit drop](#).

Notably, this latest rating of 54 per cent is a level he hasn't achieved in nearly three years:

Do you approve or disapprove of Justin Trudeau?



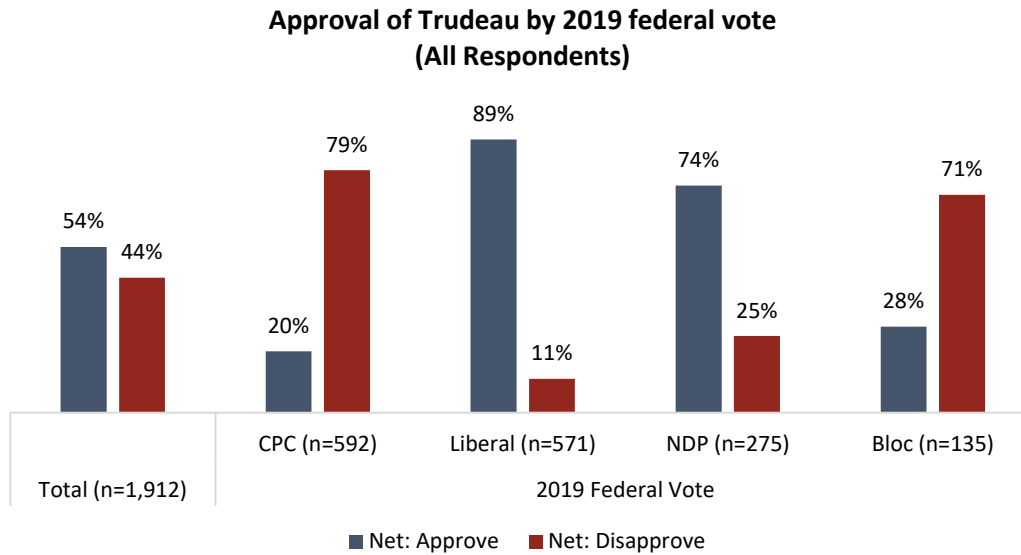
Trudeau's highest approval is found in Ontario, British Columbia, and Atlantic Canada, reaching at least 58 per cent in each region. Quebec and Manitoba residents are divided, with half approving and close to half disapproving in each province. Albertans and those in Saskatchewan continue to disapprove of the PM:

Do you approve or disapprove of the performance of Justin Trudeau?								
	Total (n=1,912)	Region						
		BC (n=288)	AB (n=243)	SK (n=120)	MB (n=109)	ON (n=597)	QC (n=425)	ATL (n=130)
Net: Approve	54%	58%	32%	39%	52%	62%	50%	58%
Net: Disapprove	44%	40%	67%	60%	45%	36%	47%	40%
Not sure	2%	2%	2%	1%	3%	2%	3%	1%

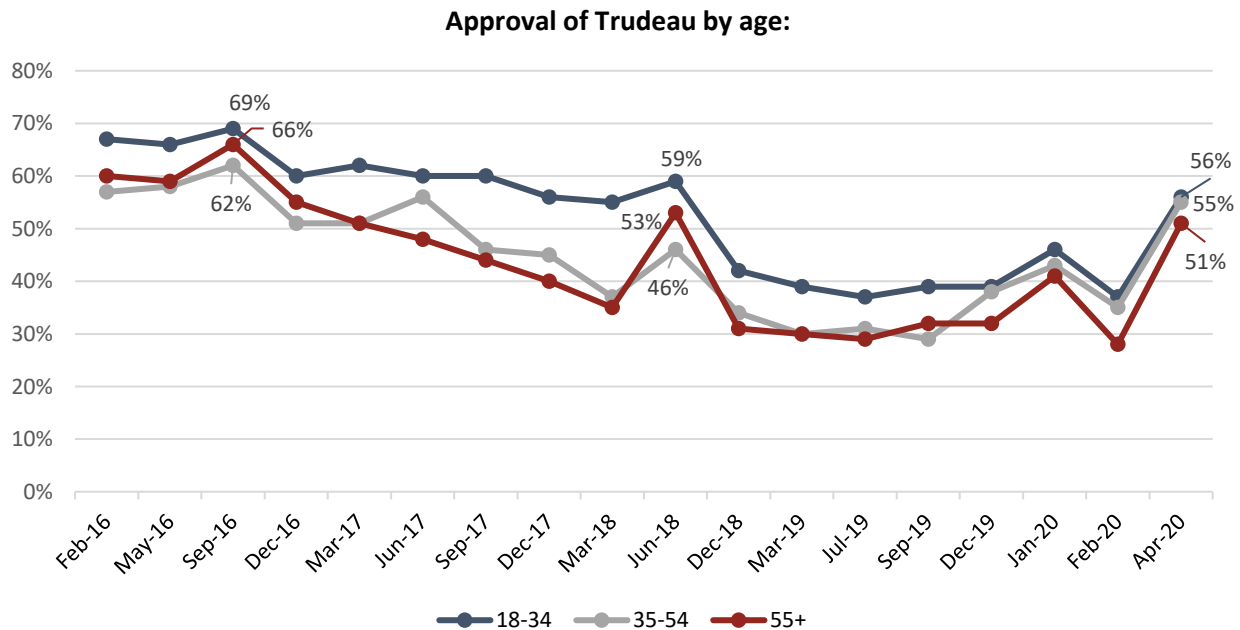
CONTACT:

Shachi Kurl, Executive Director: 604.908.1693 shachi.kurl@angusreid.org @shachikurl
 Dave Korzinski, Research Director: 250.899.0821 dave.korzinski@angusreid.org

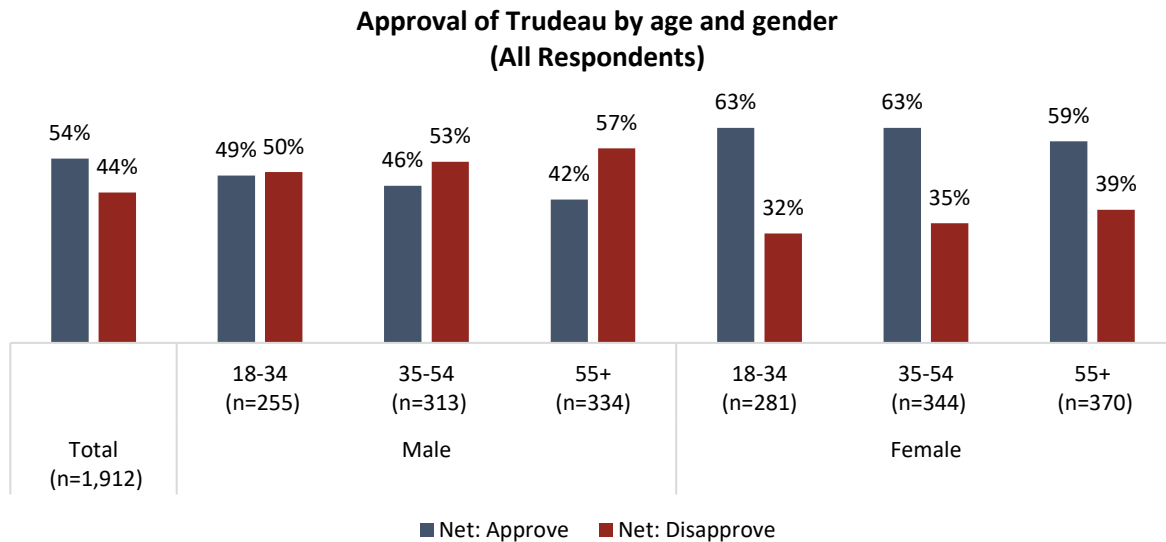
Past Bloc Quebecois voters and past Conservatives are close to equally negative in their assessment of the Prime Minister, while he fares much better with his own past voters and NDP supporters:



Perhaps the most notable change in approval of the Prime Minister is found when looking at the age-related data. Trudeau's approval is up 23 points among those ages 55 and over, and now places him above a majority with all age groups, something that last happened in March of 2017:



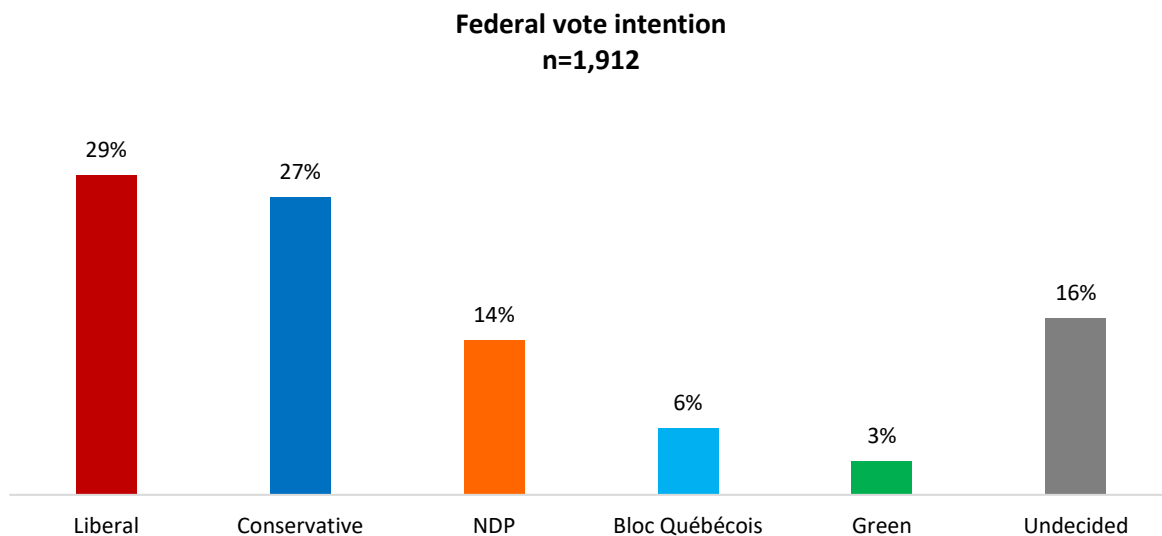
Age and gender combinations show a different story. Women of all age are more supportive of Trudeau, while men are either divided, or lean toward disapproval:



Vote Intention

While politics is not a high priority for most Canadians right now, it is worth considering the current sentiments of voters in a minority government situation.

Asked which party they would support in an election, the Liberals hold a two-point advantage over the Conservatives, while a considerable number of Canadians – 16 per cent – say that they are undecided at this point:



CONTACT:

Shachi Kurl, Executive Director: 604.908.1693 shachi.kurl@angusreid.org @shachikurl
 Dave Korzinski, Research Director: 250.899.0821 dave.korzinski@angusreid.org

Regionally, the picture is competitive in British Columbia, with the NDP in the mix. The Conservatives hold substantial advantages in Alberta and the Prairies, while the Liberals lead the CPC in Ontario, Quebec and Atlantic Canada:

Federal vote intention with undecided voters by province (All respondents)								
	Total (n=1,912)	Region						
		BC (n=288)	AB (n=243)	SK (n=120)	MB (n=109)	ON (n=597)	QC (n=425)	ATL (n=130)
Liberal	29%	25%	13%	13%	27%	36%	27%	32%
Conservative	27%	26%	50%	53%	41%	24%	15%	22%
NDP	14%	19%	13%	17%	16%	15%	9%	14%
Bloc Québécois	6%	-	-	-	-	-	27%	-
Green	3%	8%	2%	1%	4%	2%	2%	7%
Undecided	16%	17%	13%	10%	11%	18%	15%	21%

The Liberals perform best with women, holding an advantage over the CPC among each age group among that gender, though trailing the NDP among young women. Meanwhile, the Conservatives are the top option among all male age groups:

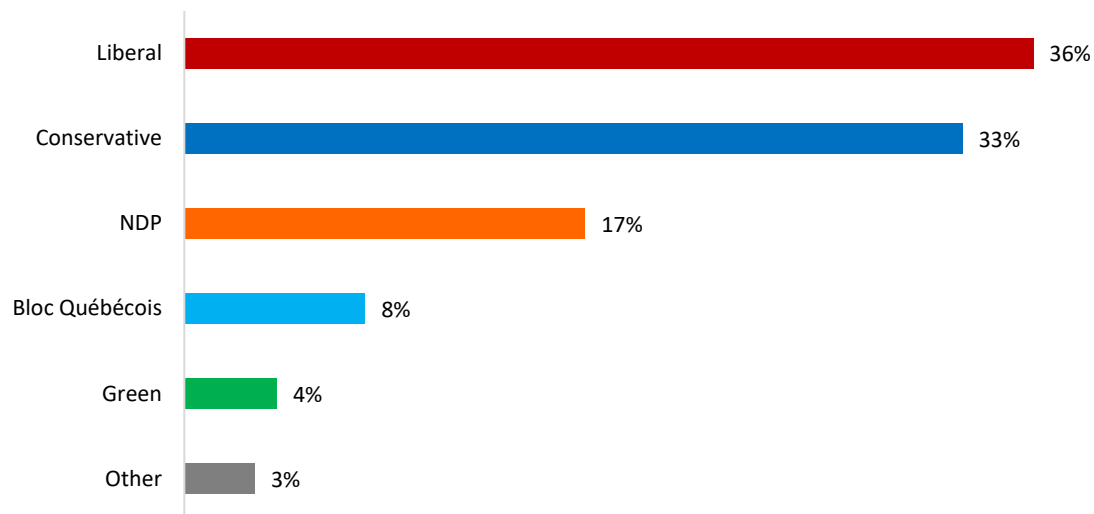
Federal vote intention with undecided voters by age and gender (All respondents)							
	Total (n=1,912)	Age and Gender					
		Male			Female		
		18-34 (n=255)	35-54 (n=313)	55+ (n=334)	18-34 (n=281)	35-54 (n=344)	55+ (n=370)
Liberal	29%	21%	27%	25%	25%	35%	37%
Conservative	27%	29%	30%	40%	16%	20%	24%
NDP	14%	18%	12%	5%	29%	12%	8%
Bloc Québécois	6%	5%	6%	10%	2%	5%	9%
Green	3%	6%	3%	2%	6%	2%	3%
Undecided	16%	9%	15%	14%	20%	21%	17%

CONTACT:

Shachi Kurl, Executive Director: 604.908.1693 shachi.kurl@angusreid.org @shachikurl
 Dave Korzinski, Research Director: 250.899.0821 dave.korzinski@angusreid.org

Looking at decided voters, the Liberal advantage gains one more point over the CPC (36 per cent to 33 per cent). The NDP are supported by 17 per cent of Canadians, while the Green Party is supported by four per cent:

**Vote intention
(Among Decided Voters, n=1,549)**



For detailed results by age, gender, region, education, and other demographics, [click here](#).

Federal Vote Intention		
	First vote choice (n=1,912)	Rebase - Decided only (n=1,549)
Liberal	29% (n=551)	36% (n=551)
CPC	27% (n=507)	33% (n=507)
NDP	14% (n=259)	17% (n=259)
Bloc Quebecois	6% (n=123)	8% (n=123)
Green	3% (n=63)	4% (n=63)
Undecided	16% (n=309)	-
Will not/Cannot vote	2% (n=54)	-

CONTACT:

Shachi Kurl, Executive Director: 604.908.1693 shachi.kurl@angusreid.org @shachikurl
 Dave Korzinski, Research Director: 250.899.0821 dave.korzinski@angusreid.org