

As election looms late this fall, Newfoundland and Labrador premier begins to feel the chill

NL's Davis sees job approval slide ahead of late fall election

September 1, 2015 – Almost forgotten outside Canada's easternmost province is the fact that the federal election isn't the only time voters will go to the polls late this fall. But while Newfoundland and Labrador Premier Paul Davis gears up to try to win his party another term on November 30, his job approval rating has been on a slide since the spring.

An Angus Reid Institute (ARI) analysis of quarterly online survey results from more than six thousand Canadian adults shows Davis – sworn in a year ago – has seen approval from respondents in his province drop eight points in the last three months, from 39 per cent in late May and early June to 31 per cent at the end of August.

Davis – the third Conservative premier since that party won the October 2011 election – has seen his popularity fall with energy prices, while criticism of his leadership has flared over plans to fund long-term care beds through [public-private partnerships](#). That said, Davis' job approval is the same as that of Ontario Premier Kathleen Wynne and, indeed, better than that of New Brunswick Premier Brian Gallant, his counterpart on the other side of the Gulf of St. Lawrence.

Gallant's job approval has sunk a total of fifteen points since March, falling from 40 per cent at that time, to 27 per cent in June, and a further two points over the summer (25%). He has been on the defensive lately over limp [job growth](#).

Also recording a slight decline: Manitoba Premier Greg Selinger (22%). His statistically insignificant drop of one point (23% in June) ranks him once again as the least-approved-of premier in Canada.

For Alberta Premier Rachel Notley, the honeymoon hasn't quite ended. Down three points from June, she still enjoys the approval of half (50%) of the people in her province for the job she has been doing since winning an [historic election](#) May 5.

KEY FINDINGS

- **Highest Approval Ratings: Wall (SK) 63%, Notley (AB) 50%, Couillard (QC) 41%**
- **Lowest Approval Ratings: Selinger (MB) 22%, Gallant (NB) 25% Davis (NL) 31% Wynne (ON) 31%**

The Angus Reid Institute analyzed the results of an online survey of 6226 Canadian adults in a randomized and representative sample of [Angus Reid Forum](#) panelists from August 19-24, 2015. The data was donated by Vision Critical. A probability sample of this size carries a margin of error of +/- 1.2%, 19 times out of 20. Detailed tables and graphs are found at the end of this release.

MEDIA CONTACT:

Shachi Kurl, Senior Vice President: 604.908.1693 shachi.kurl@angusreid.org @shachikurl

Meantime, Ontario Premier Kathleen Wynne ends a slide that has seen her job approval decline ten points from 41 per cent in the summer of 2014, to 31 per cent. This represents no change from late May-early June.

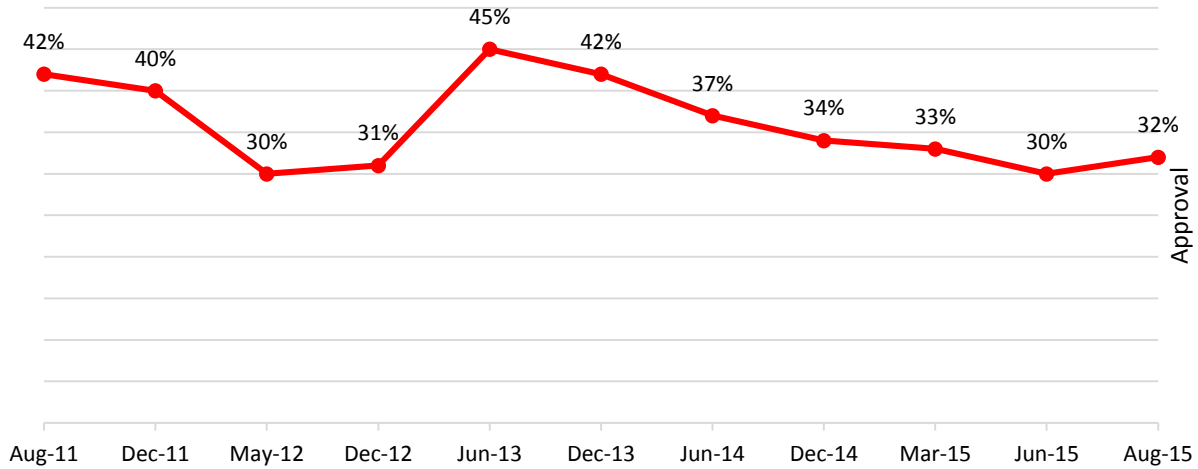
Trending upward is Saskatchewan Premier Brad Wall, up two points from spring to 63 per cent. He retains his hold as most popular premier in the country. Also on the plus-side: Nova Scotia Premier Stephen McNeil, up three points to 40 per cent.

The rebound also continues for Quebec Premier Philippe Couillard, whose job approval stands at 41 per cent, up six points overall from March (35%). In British Columbia, Christy Clark also sees a two point gain since the last quarter (32%).

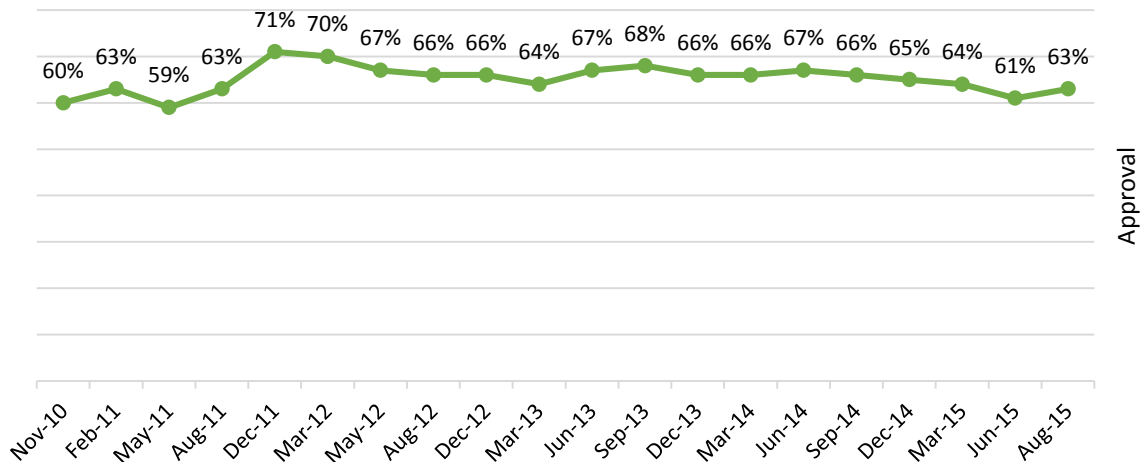
*The **Angus Reid Institute (ARI)** was founded in October 2014 by pollster and sociologist, Dr. Angus Reid. ARI is a national, not-for-profit, non-partisan public opinion research organization established to advance education by commissioning, conducting and disseminating to the public accessible and impartial statistical data, research and policy analysis on economics, political science, philanthropy, public administration, domestic and international affairs and other socio-economic issues of importance to Canada and its world.*

Detailed graphs and tables are on the following pages. Note: There are no trendline graphs for premiers who are relatively new to office.

British Columbia Premier Christy Clark (Liberal)



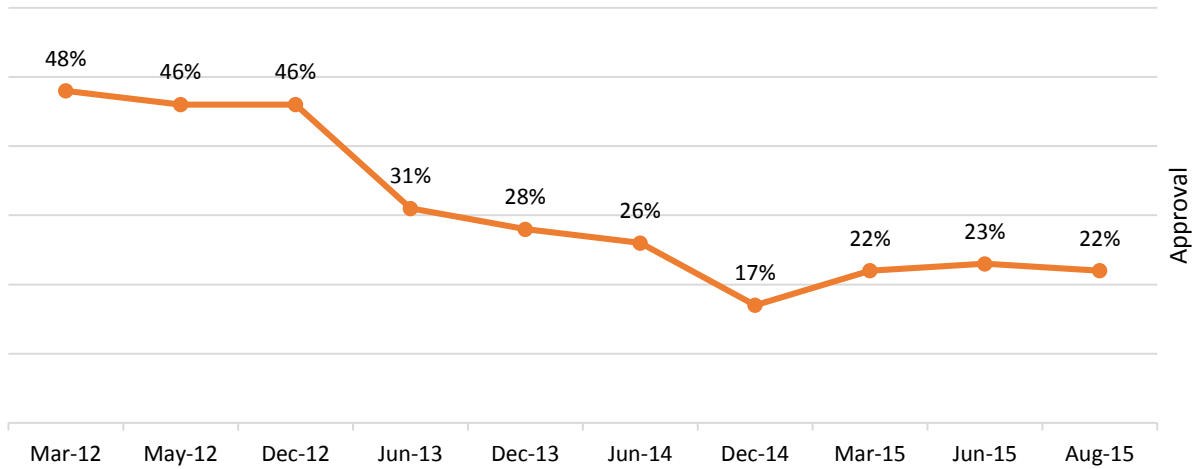
Saskatchewan Premier Brad Wall (Saskatchewan Party)



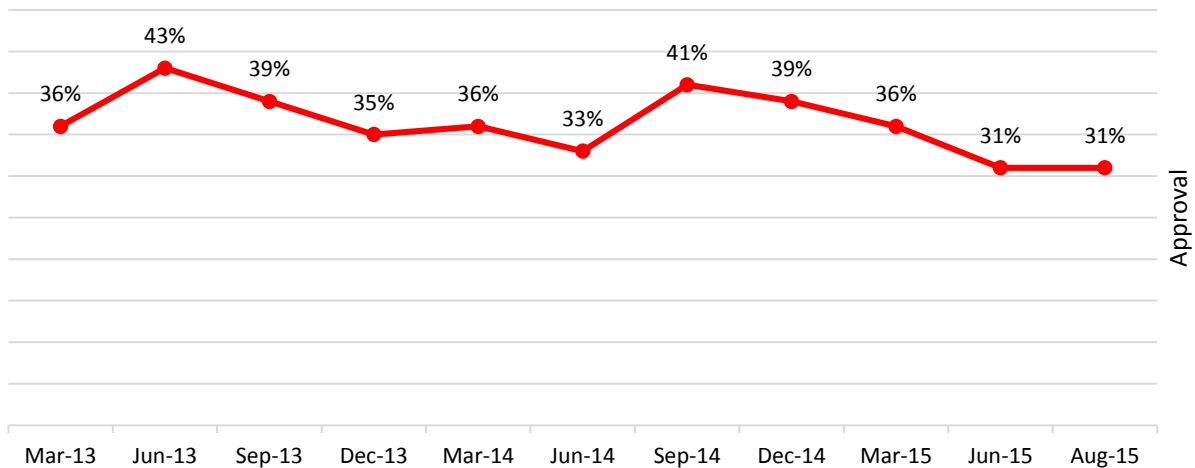
MEDIA CONTACT:

Shachi Kurl, Senior Vice President: 604.908.1693 shachi.kurl@angusreid.org @shachikurl

Manitoba Premier Greg Selinger (NDP)



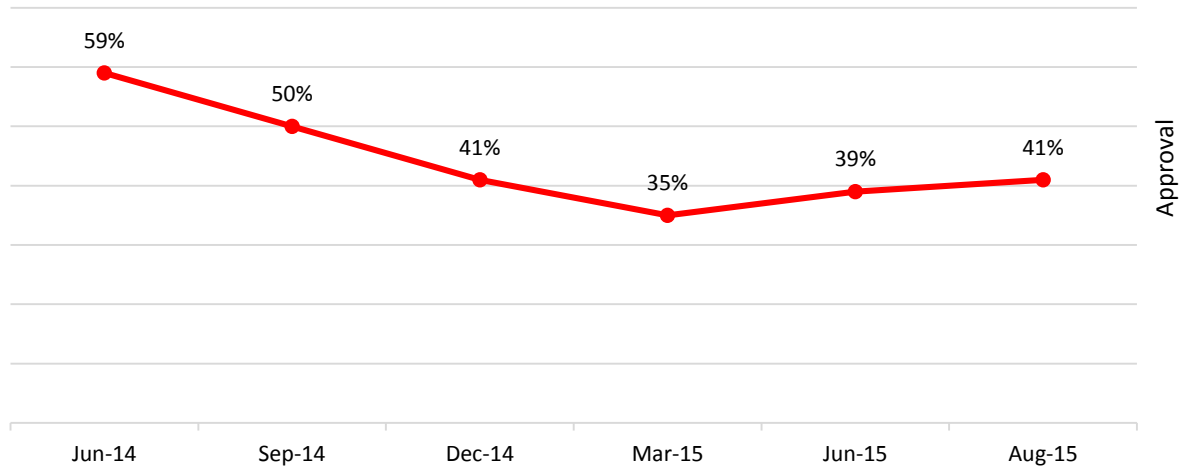
Ontario Premier Kathleen Wynne (Liberal)



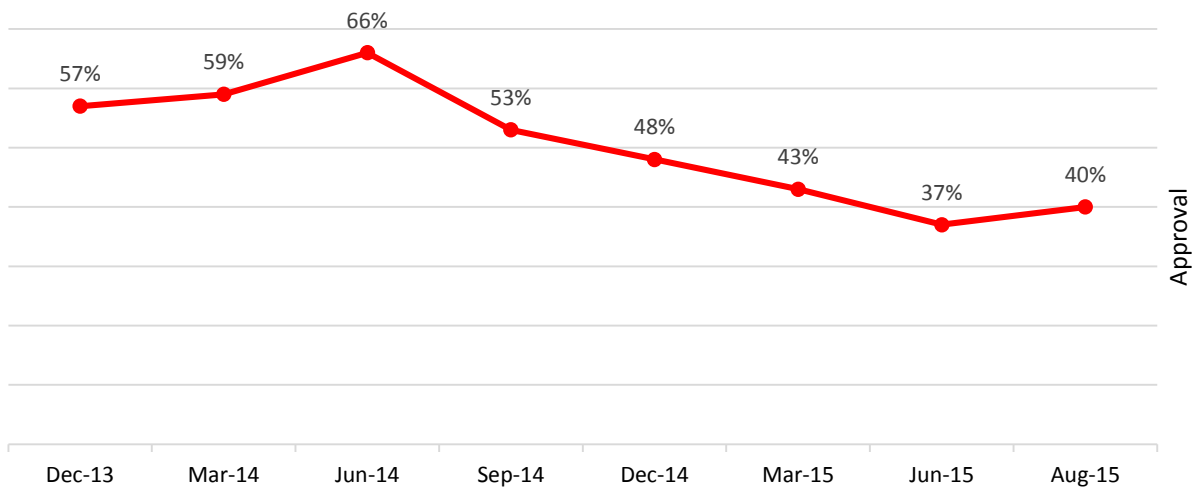
MEDIA CONTACT:

Shachi Kurl, Senior Vice President: 604.908.1693 shachi.kurl@angusreid.org @shachikurl

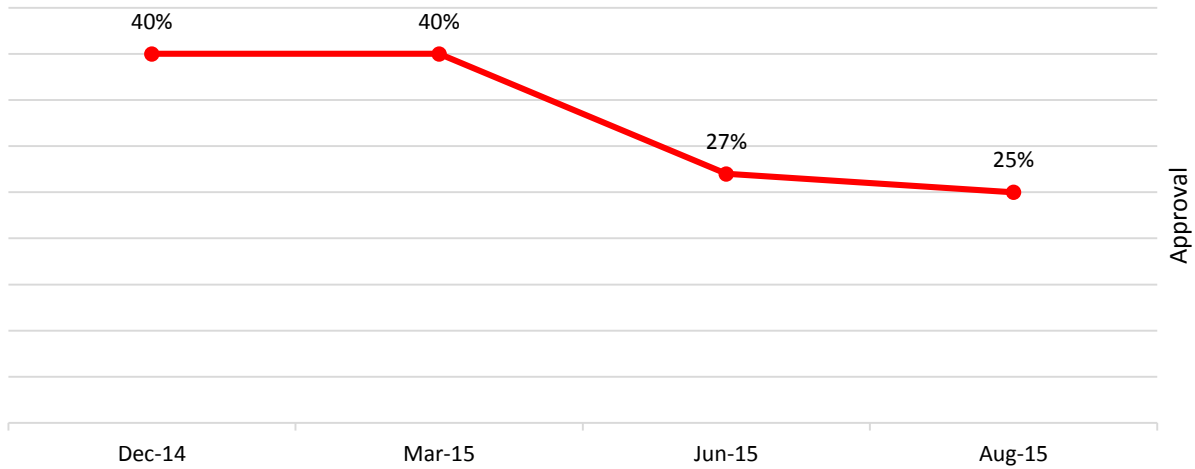
Quebec Premier Philippe Couillard (Liberal)



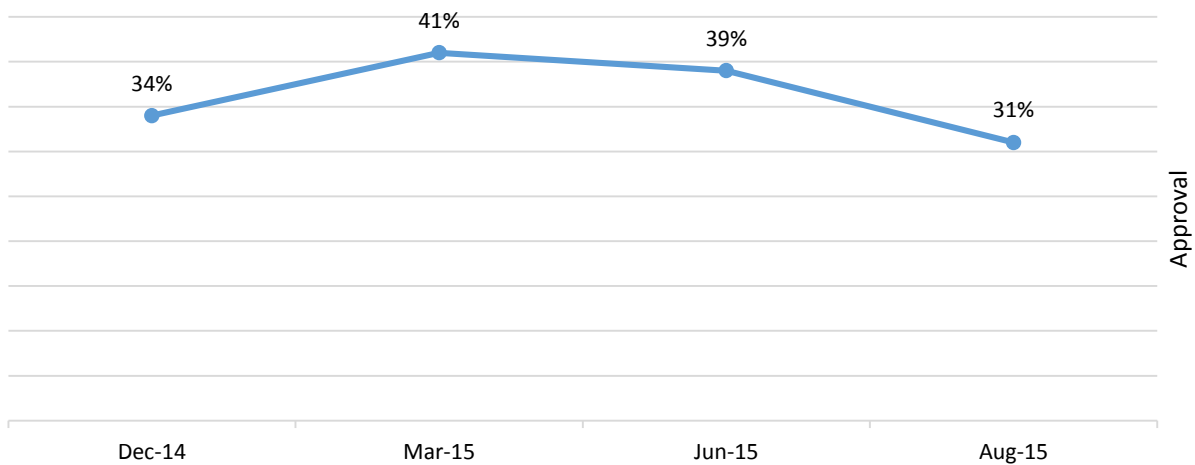
Nova Scotia Premier Stephen McNeil (Liberal)



New Brunswick Premier Brian Gallant (Liberal)



Newfoundland and Labrador Premier Paul Davis (Progressive Conservative)



Provincial Premiers			
Do you approve or disapprove of the performance of each of the following Premiers?			
	Approve	Disapprove	Not Sure
Saskatchewan: Brad Wall (Saskatchewan Party)	63%	31%	7%
Alberta: Rachel Notley (New Democratic Party)	50%	36%	14%
Québec: Philippe Couillard (Liberal)	41%	50%	9%
Nova Scotia: Stephen McNeil (Liberal)	40%	45%	15%
British Columbia: Christy Clark (Liberal)	32%	61%	7%
Ontario: Kathleen Wynne (Liberal)	31%	60%	9%
Newfoundland and Labrador: Paul Davis (Progressive Conservative)	31%	56%	13%
New Brunswick: Brian Gallant (Liberal)	25%	60%	15%
Manitoba: Greg Selinger (New Democratic Party)	22%	68%	10%

MEDIA CONTACT:

Shachi Kurl, Senior Vice President: 604.908.1693 shachi.kurl@angusreid.org @shachikurl

Provincial Governments				
Do you approve of the performance of each of the following Premiers?				
	Aug. 2015	June 2015	Mar. 2015	Dec. 2014
Saskatchewan: Brad Wall (Saskatchewan Party)	63%	61%	64%	65%
Alberta: Rachel Notley (New Democratic Party)	50%	53%	N/A	N/A
Québec: Philippe Couillard (Liberal)	41%	39%	35%	41%
Nova Scotia: Stephen McNeil (Liberal)	40%	37%	43%	48%
British Columbia: Christy Clark (Liberal)	32%	30%	33%	34%
Ontario: Kathleen Wynne (Liberal)	31%	31%	36%	39%
Newfoundland and Labrador: Paul Davis (Progressive Conservative)	31%	39%	41%	34%
New Brunswick: Brian Gallant (Liberal)	25%	27%	40%	40%
Manitoba: Greg Selinger (New Democratic Party)	22%	23%	22%	17%

MEDIA CONTACT:

Shachi Kurl, Senior Vice President: 604.908.1693 shachi.kurl@angusreid.org @shachikurl